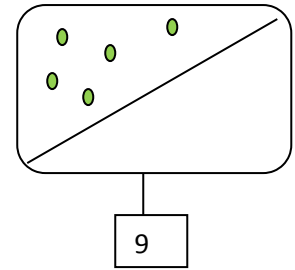
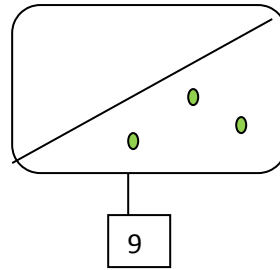
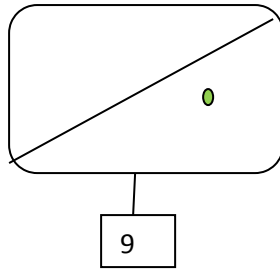
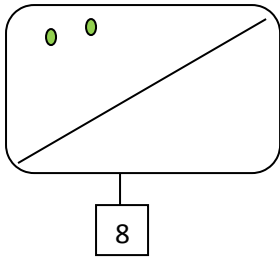
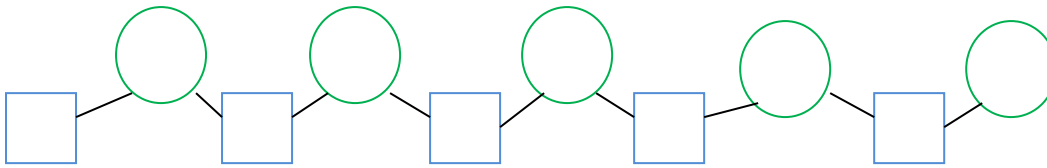


1. Desenează elemente în fiecare diagramă.



2. Cerculețele sînt pentru numerele pare iar pătratele pentru numerele impare .



Deci : ○ ○ ○ ○ ○ → *numere pare*

□ □ □ □ □ → *numere impare*

3. Calculează.

$7+2=$	$9-7=$	$2+5+1=$	$9-3-2=$	$9-5+2=$
$3+6=$	$9-1=$	$3+1+2=$	$9-4-2=$	$9-7+6=$
$5+4=$	$9-9=$	$4+2+3=$	$9-6-1=$	$9-8+4=$

4. Calculează și compară

$5-3$	$4+5$	$9-5$	$7+1$	$8-5$	$3+2$
$7+2$	$7-3$	$3+4$	$9-2$	$9-7$	$6+3$
$8+1$	$8-1$	$8-6$	$3-1$	$8-8$	$2+5$

5. Ordonează crescător numerele impare și descrescător numerele pare

8,7,2,5,3,6,9,1,8

↗

↖